

# Integration of LCI and EPDs with decision making

- Tarmo Rätty
- [Tarmo.ratty@luke.fi](mailto:Tarmo.ratty@luke.fi)

# LCA and decision making

## MCDM –approach, e.g. ToSIA

- An attempt to reduce decision-making dimensions or
- Visualisation of the problem
- ...

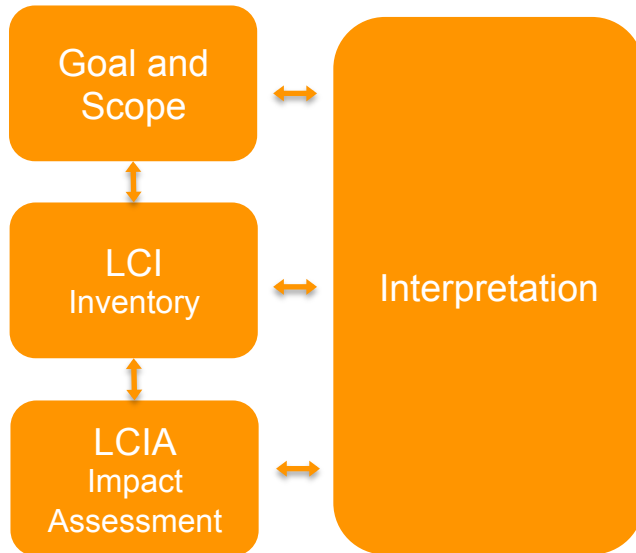
## LCIA methods

- RECIPE
- EPD....
- Methods are already decision-making tools.
- Problem is how to make use of those
  - In business
  - Policy making
  - Daily life

Both OK, here I'm worried about EPDs, how to get the business making use of those, to communicate!

# LCA and decision making

- LCA is a scientific and applied research method
- How to make use of LCA in decision making?



- The issue is embedded into standard LCA phases, but:
  - Experts are needed to manage professional applications (costly)
  - Reasonable level of accuracy can be time consuming
- Thus, results not necessarily:
  - contribute to actual decision making parameters (cost, profit, material choices)
  - enter into actual decision making situation (timing)

## Some history

### Metla

- EPDs needed for efficient env communication, but
- The system has to be a low entry level, in cost and comfort.
- **PEnA** – a Platform for Env Assessment
  - Open Access LCA data sets with ILCD compatibility
  - Simplified tailored tools to manage datasets, create EPDs and communication on env properties.
  - Emphasis in building products
  - Material independent approach

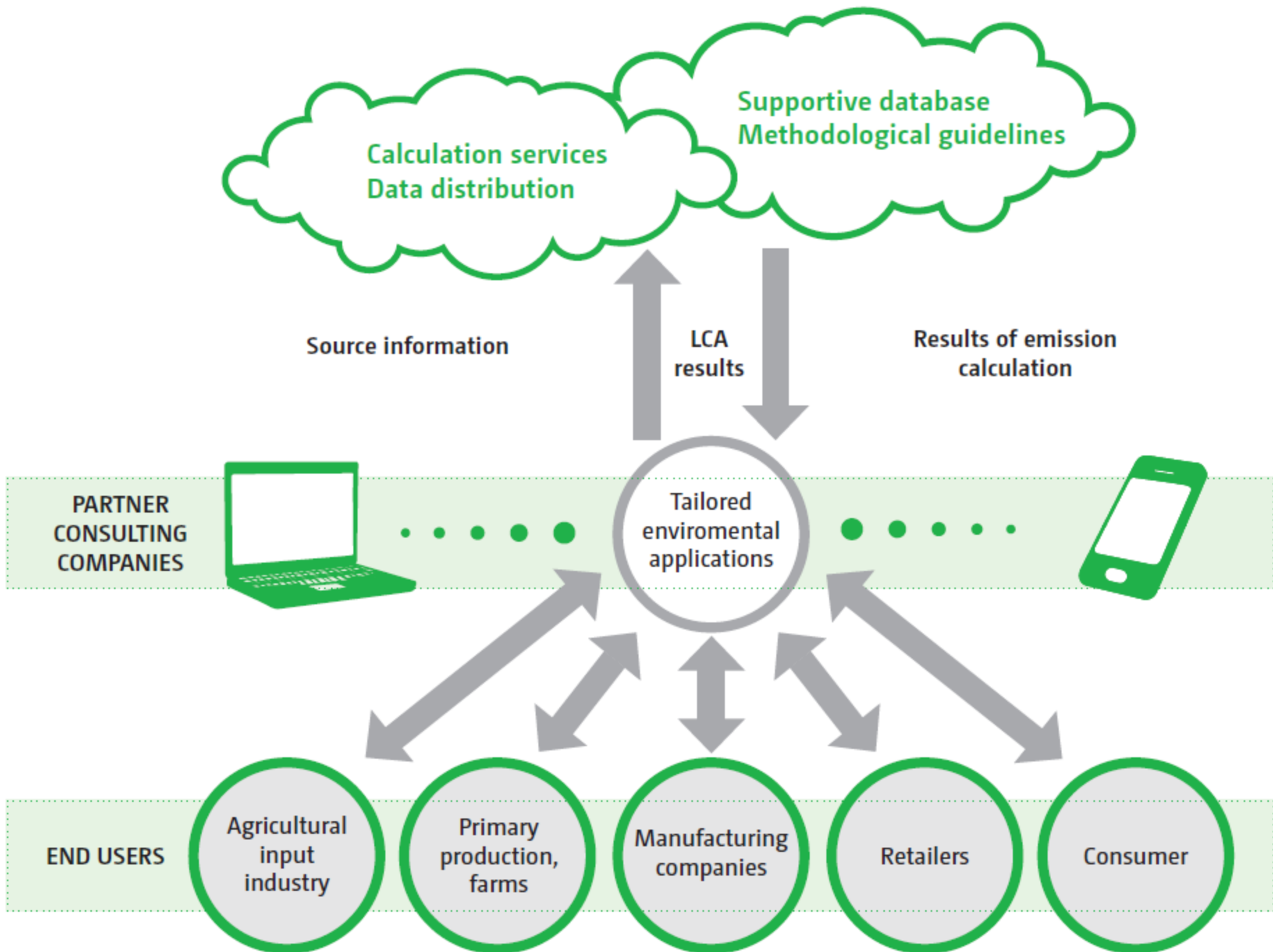
### MTT – AgriFood

- Long time experience with food value chain LCA modelling
- An extended set of primary data stored uncoordinated – how to make use of it in decision making with low cost?
- **EcoModules**
  - Confidentiality and quality issues
  - Emphasis on primary production

January 2015 these two groups where merged within Luke

## ”Original” EcoModules

- Developed by MTT (currently merged with Metla as Luke)
- Management system for those who prefer to produce reliable LCA easily
- Original target was to organize & simplify LCA over the food chain.
  - Means for the end users for gathering, analysing and delivering information
- Confidentiality of business data should be honoured.
  - Connects partners who are willing to share LCA results
  - Impact data is shared, but
  - shared data should be based on primary data.
- Elements: shared scientific calculation rules and verified data and tailored applications.
- Applications may support other business needs (e.g. cost accounting)



## EcoModules

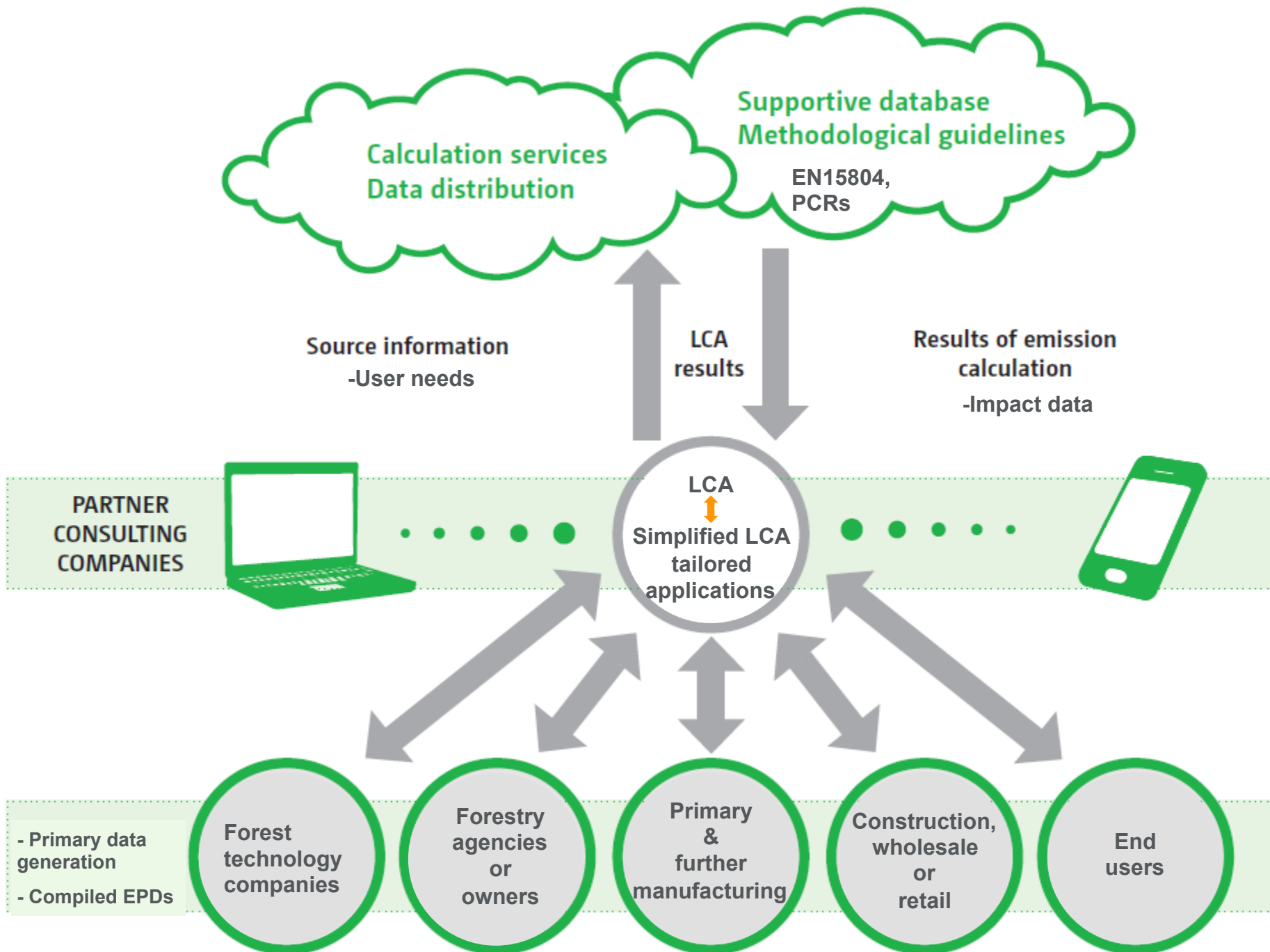
- Partners share the same datasets, but can't access primary data on processes.
- Verified primary data is stored and verified on the same server.
- LCA experts are needed to weed out information needs for the applications
  - eg. "warm boot" for each case or simulation.
- The business model has passed the evaluation
- A meta-model, implementation issues not yet considered in detail.
  - Currently a partner company is investigating implementation of EcoModules.
-

# Ecomodules for ModWood?

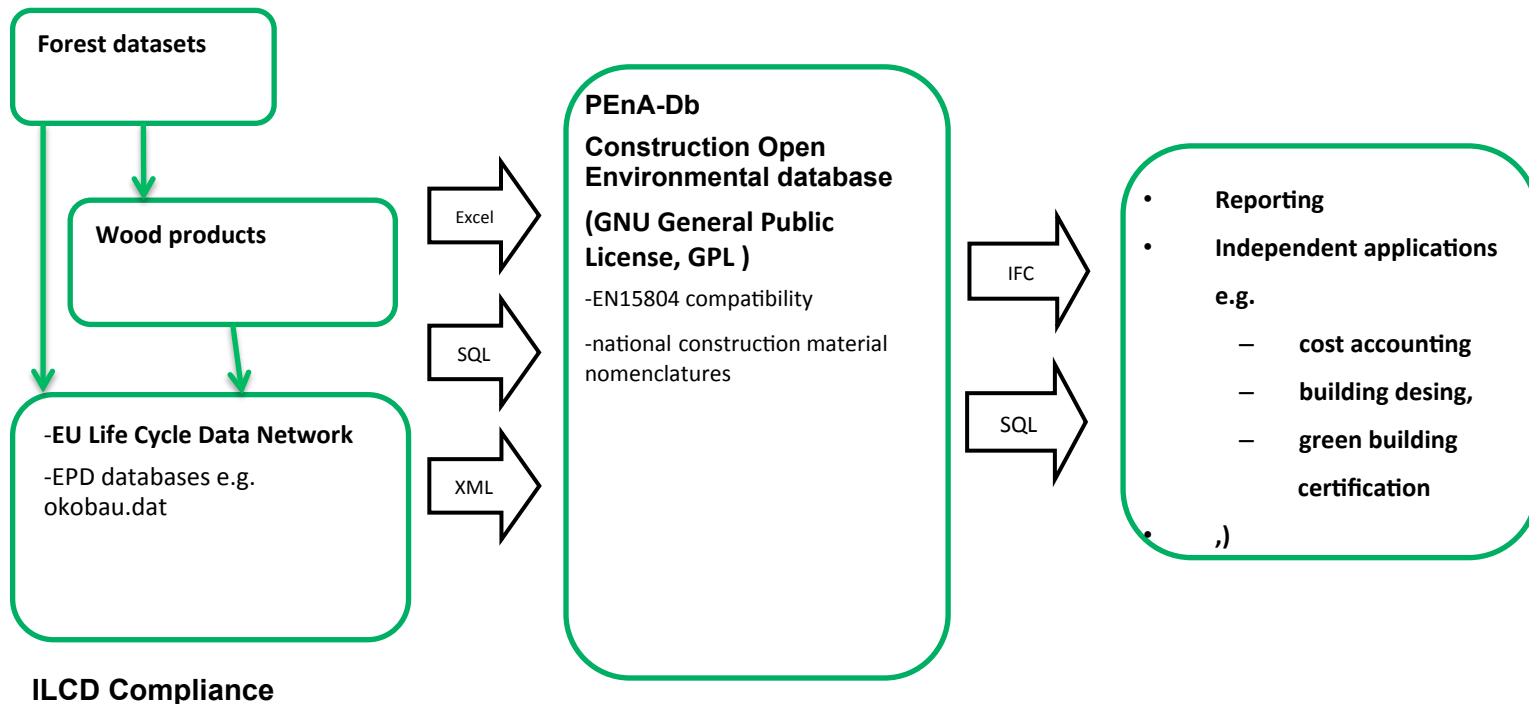
## Key differences

- Forestry “primary production technologies” are more common than “farm technologies”.
  - Number of species, forest types and management options are more limited.
  - A reasonable level of accuracy of forest management options can be reached using publicly produced data.
  - No need to go to the forest owner or plot level.
- Sparse and long network of low volume partners.
  - Tailoring at product category level
  - Harder to ensure integrity of EPD chains





# Platform for Environmental Assessment, PEnA



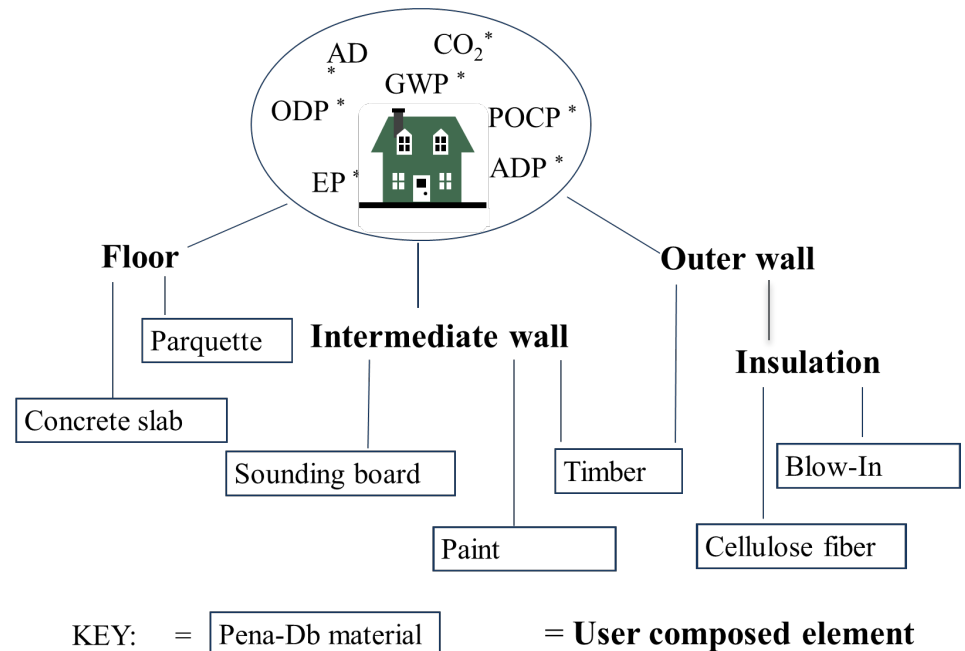
# PEnA-Db & Calculator

- Experimental application
- Okobau.dat
  - A German construction material LCA database

Evaluates environmental impacts of building elements or houses.

## Technical notes

- See <http://www.metla.fi/pena/>
  - PHP & MySQL
  - Works but not user friendly
  - Security concerns
  - Maintenance too complicated



Kiitos!

Thank you

